



China's Renewable Energy Development Experience

Gao Yang
National Energy Administration
April, 2026

Main Contents




01 Development Achievements

-  Large installed capacity and high utilization level
-  Strong technological innovation and complete industrial chain
-  Driving cost reduction with remarkable emission reduction effects

02 Key Experience

-  A strong sense of historical consciousness
-  A clear strategic direction
-  Extensive market participation
-  Well-designed policy support

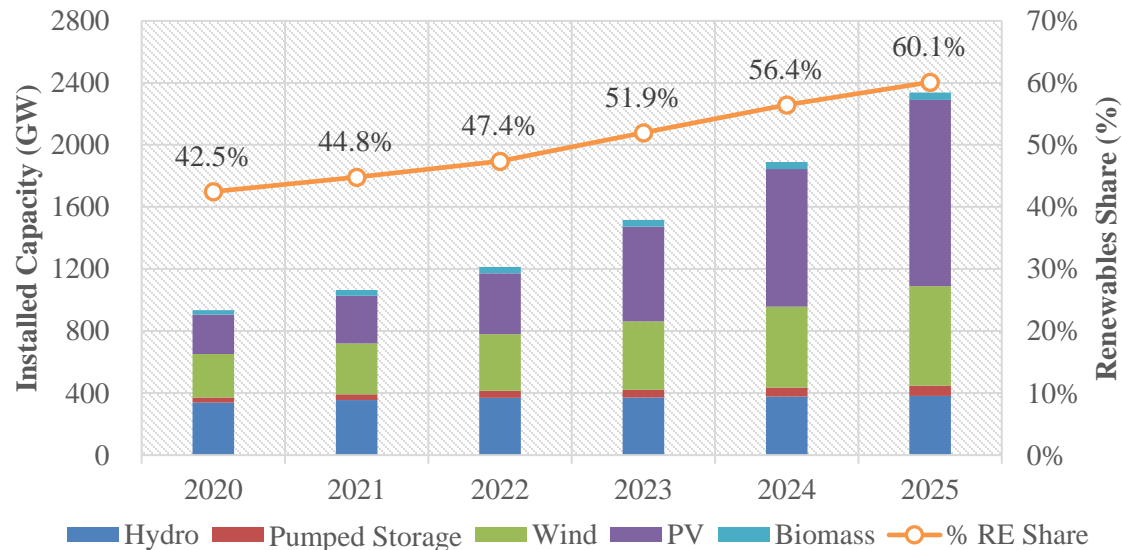
03 Future Outlook

-  Actively Participate in Global Energy Governance
-  Green Energy Cooperation under the Belt and Road Initiative
-  Commit to High-Level Opening-Up

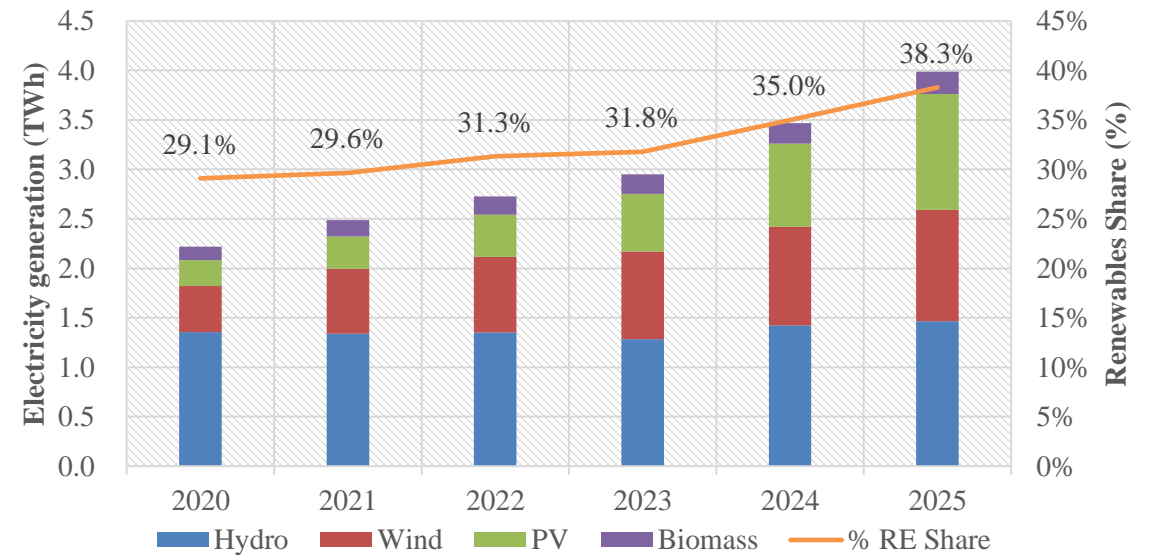
Development Achievements

Large installed capacity and high utilization level

- By the end of 2025, total installed renewable energy capacity reached **2.34 billion kW**, accounting for over 60% of total power generation capacity. Wind and solar power totaled **1.84 billion kW**, nearly 50% of the total power generation capacity.
- New energy utilization rate remains at a high level of over **95%**, In 2025, renewable energy power generation reached approximately **4 trillion kWh**, Share of renewable electricity rose from 29% (2020) to over **38%** (2025).



Total Installed Capacity and Proportion of Renewable Energy in China



Annual Power Generation and Proportion of Renewable Energy in China

Strong technological innovation and complete industrial chain

- ❑ **Wind Power:** Wind turbine technologies rank among the best globally. Largest offshore wind turbine: **26 MW**.
- ❑ **Solar PV:** Multiple world records in PV cell efficiency. conversion efficiency reached **25.7%** (N-type TOPCon) and **26.5%** (BC cell) in 2025.
- ❑ **Hydropower:** Full-chain technologies (survey, design and construction) lead globally, with capability to design and manufacture **Gigawatt-Class** hydroelectric units.
- ❑ **Industrial chain:** World's **largest and most complete** new energy industrial chain.

6/10

global wind turbine

manufacturers are Chinese

70%

of key wind components

are manufactured in China

90%

of global top 100

PV companies are Chinese



The world's largest 26-megawatt offshore wind turbine has been installed in Shandong, China

Contributed significantly to cost reduction and climate benefits

Cost Reduction

Over the past decade, China helped reduce global average LCOE for wind and PV projects by:

60%

Wind Power

80%

Solar PV

Emission Reduction

Since 2021, China's exported wind and PV products helped other economies reduce carbon emissions by approximately:

4.2 billion tons

This has not only enriched global renewable energy supply, but also contributed strength to global climate response.

Key Experience

1. A strong sense of historical consciousness

- China recognized the direction of energy transition early and promoted innovative development.

1986 Wind Power Beginning

In May 1986, China imported 3 Danish **Vestas 55kW** wind turbines, building the Shandong Rongcheng Malan demonstration wind farm, marking the beginning of grid-connected wind farm development.



Shandong Rongcheng Malan Wind Farm

2002 Solar PV Beginning

In 2002, Wuxi Suntech's first **10MW solar PV cell production** line officially went into operation, leading the rapid development of China's PV industry.



Suntech (Wuxi) PV Production Line

2. A clear strategic direction

- In 2025, China announced its new Nationally Determined Contributions (NDCs).
- Fully demonstrates China's confidence and determination in promoting green and sustainable development.

2020

China pledged to strive to peak CO₂ emissions **before 2030** and achieve carbon neutrality **before 2060**.

2025

Announced at the UN Climate Summit: aiming for **3.6 billion kW** of wind and solar capacity **by 2035**.

3. A high degree of marketization

- China's new energy market has been open since its inception.
- Both wind and solar power sectors feature numerous market participants, high marketization, and robust competition.

Market Entity Composition

Wind turbine manufacturers

60%



Private enterprises account for ~60%

PV equipment manufacturers

The vast majority



Vast majority are private enterprises

4. Well-designed policy support

- Consistently adjusted policies according to different development stages.
- Has established an increasingly comprehensive policy support and regulatory system for renewable energy, .

2009—2018

Fixed feed-in tariffs
set by government

Stable expectations drove
rapid capacity growth

2019—2020

Competitive allocation
introduced

Market competition reduced
feed-in tariffs

2021—Present

New energy fully
enters electricity market

Electricity prices
determined by market

Future Outlook

Future Outlook

- Global energy cooperation has fully entered a **new stage of green and low-carbon development**
- China stands ready to build consensus and pursue win-win cooperation with all economies



Actively Participate in Global Energy Governance

Focusing on energy security,
transition, access and climate
change



Green Energy Cooperation under the Belt and Road Initiative

Promoting a fair, equitable,
balanced and inclusive global
energy governance system



Commit to High-Level Opening-Up

Sharing opportunities and
experience of new energy
development

Thanks for Listening!